



MAXIMUM MANIFOLD FEATURES

FULLY TUNED

- Designed to Increase Performance, Reduce Back Pressure and Add More Horsepower to your Engine!

PROTECTION

- Cast Iron's are Black Painted and Aluminum's are Black Powdercoated for Corrosion Resistance!

LOST FOAM

- The Only Manifold in the Aftermarket Manufactured using the "Lost Foam" Casting Process!


ELBOWS / RISERS



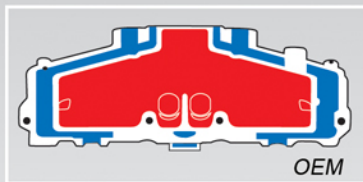
In the Merc. 4" riser, there are 2 extra exits at each side. This allows water to exit more efficiently, keeping engine cooler.



- More Rigid, Less Chance of Failure.
- Excellent Dimensional Tolerances.
- No Structural Limitations for Casting.
- More Durable and Reliable than Other Types of Cast-Iron Technology.
- Greater Control over the Accuracy of the Wall Thickness, Preventing Thin Spots that can Corrode Through Prematurely.



SMALL BLOCK

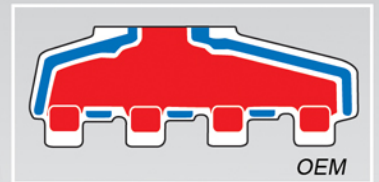


OEM

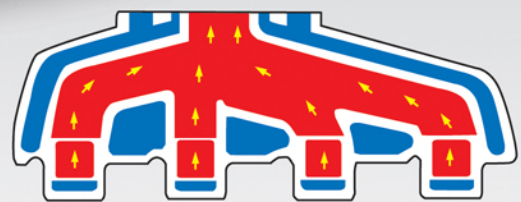


Our fully tuned design guides exhaust gases directly to riser without turbulence and back pressure. This increases the engines performance up to 10%. In the meantime, an additional 40% water cooling area will decrease the entire manifold body temperature significantly.

BIG BLOCK



OEM



Our fully tuned design will reduce turbulence and enhance flow for added performance. An extra 30% water cooling area will help reduce temperature in the exhaust exit area allowing for longer gasket life.

GLM Manifolds are Available in Cast Iron and Aluminum. We also offer 100% Complete Sets and Complete Conversion Kits!



GLM Products, Inc., 705 Los Angeles Avenue, Monrovia, CA 91016 USA
(626) 357-0077 TEL, (626) 357-0600 FAX, info@glmmarine.com



www.glmmarine.com